



Data sheet

CPU 314SB/DPM (314-2AG13)

Technical data

Order no.	314-2AG13
Type	CPU 314SB/DPM
General information	
Note	-
Features	SPEED7 technology 256 kB work memory Memory extension (max. 512 kB) PROFIBUS-DP master / PtP (switchable) Also configurable via TIA-Portal
SPEED-Bus	-
Technical data power supply	
Power supply (rated value)	DC 24 V
Power supply (permitted range)	DC 20.4...28.8 V
Reverse polarity protection	
Current consumption (no-load operation)	200 mA
Current consumption (rated value)	1 A
Inrush current	5 A
I_{t}	0.5 A ² s
Max. current drain at backplane bus	2.5 A
Power loss	6 W
Load and working memory	
Load memory, integrated	512 KB
Load memory, maximum	512 KB
Work memory, integrated	256 KB
Work memory, maximal	512 KB
Memory divided in 50% program / 50% data	
Memory card slot	MMC-Card with max. 1 GB
Hardware configuration	
Racks, max.	4
Modules per rack, max.	8 in multiple-, 32 in a single-rack configuration
Number of integrated DP master	1
Number of DP master via CP	4
Operable function modules	8
Operable communication modules PtP	8
Operable communication modules LAN	8
Command processing times	
Bit instructions, min.	0.01 μ s
Word instruction, min.	0.01 μ s
Double integer arithmetic, min.	0.01 μ s
Floating-point arithmetic, min.	0.06 μ s

Timers/Counters and their retentive characteristics

Number of S7 counters	512
S7 counter remanence	adjustable 0 up to 512
S7 counter remanence adjustable	C0 .. C7
Number of S7 times	512
S7 times remanence	adjustable 0 up to 512
S7 times remanence adjustable	not retentive

Data range and retentive characteristic

Number of flags	8192 Byte
Bit memories retentive characteristic adjustable	adjustable 0 up to 8192
Bit memories retentive characteristic preset	MB0 .. MB15
Number of data blocks	4095
Max. data blocks size	64 KB
Number range DBs	1 ... 4095
Max. local data size per execution level	1024 Byte
Max. local data size per block	1024 Byte


Blocks

Number of OBs	23
Maximum OB size	64 KB
Total number DBs, FBs, FCs	-
Number of FBs	2048
Maximum FB size	64 KB
Number range FBs	0 ... 2047
Number of FCs	2048
Maximum FC size	64 KB
Number range FCs	0 ... 2047
Maximum nesting depth per priority class	8
Maximum nesting depth additional within an error OB	4

Time






Real-time clock buffered	
Clock buffered period (min.)	6 w
Type of buffering	Vanadium Rechargeable Lithium Battery
Load time for 50% buffering period	20 h
Load time for 100% buffering period	48 h
Accuracy (max. deviation per day)	10 s
Number of operating hours counter	8
Clock synchronization	
Synchronization via MPI	Master/Slave
Synchronization via Ethernet (NTP)	no

Address areas (I/O)



Input I/O address area	8192 Byte
Output I/O address area	8192 Byte
Process image adjustable	
Input process image preset	256 Byte


Output process image preset	256 Byte
Input process image maximal	2048 Byte
Output process image maximal	2048 Byte
Digital inputs	65536
Digital outputs	65536
Digital inputs central	1024
Digital outputs central	1024
Integrated digital inputs	-
Integrated digital outputs	-
Analog inputs	4096
Analog outputs	4096
Analog inputs, central	256
Analog outputs, central	256
Integrated analog inputs	-
Integrated analog outputs	-

Communication functions

PG/OP channel	
Global data communication	
Number of GD circuits, max.	8
Size of GD packets, max.	54 Byte
S7 basic communication	
S7 basic communication, user data per job	76 Byte
S7 communication	
S7 communication as server	
S7 communication as client	-
S7 communication, user data per job	160 Byte
Number of connections, max.	32

Functionality Sub-D interfaces

Type	X2
Type of interface	RS485
Connector	Sub-D, 9-pin, female
Electrically isolated	
MPI	
MP ² I (MPI/RS232)	-
DP master	-
DP slave	-
Point-to-point interface	-

Type	X3
Type of interface	RS485
Connector	Sub-D, 9-pin, female
Electrically isolated	
MPI	-
MP ² I (MPI/RS232)	-

DP master	yes
DP slave	yes
Point-to-point interface	✓

Functionality MPI

Number of connections, max.	32
PG/OP channel	✓
Routing	✓
Global data communication	✓
S7 basic communication	✓
S7 communication	✓
S7 communication as server	✓
S7 communication as client	-
Transmission speed, min.	19.2 kbit/s
Transmission speed, max.	12 Mbit/s

Functionality PROFIBUS master

PG/OP channel	✓
Routing	✓
S7 basic communication	✓
S7 communication	✓
S7 communication as server	✓
S7 communication as client	-
Activation/deactivation of DP slaves	✓
Direct data exchange (slave-to-slave communication)	-
DPV1	✓
Transmission speed, min.	9.6 kbit/s
Transmission speed, max.	12 Mbit/s
Number of DP slaves, max.	124
Address range inputs, max.	8 KB
Address range outputs, max.	8 KB
User data inputs per slave, max.	244 Byte
User data outputs per slave, max.	244 Byte

Functionality PROFIBUS slave

PG/OP channel	✓
Routing	✓
S7 communication	✓
S7 communication as server	✓
S7 communication as client	-
Direct data exchange (slave-to-slave communication)	-
DPV1	✓
Transmission speed, min.	9.6 kbit/s
Transmission speed, max.	12 Mbit/s
Automatic detection of transmission speed	-

Transfer memory inputs, max.	244 Byte
Transfer memory outputs, max.	244 Byte
Address areas, max.	32
User data per address area, max.	32 Byte

Point-to-point communication

PtP communication	✓
Interface isolated	✓
RS232 interface	-
RS422 interface	-
RS485 interface	✓
Connector	Sub-D, 9-pin, female
Transmission speed, min.	150 bit/s
Transmission speed, max.	115.5 kbit/s
Cable length, max.	500 m

Point-to-point protocol

ASCII protocol	✓
STX/ETX protocol	✓
3964(R) protocol	✓
RK512 protocol	-
USS master protocol	✓
Modbus master protocol	✓
Modbus slave protocol	-
Special protocols	-

Functionality RJ45 interfaces

Type	X4
Type of interface	Ethernet 10/100 MBit
Connector	RJ45
Electrically isolated	✓
PG/OP channel	✓
Number of connections, max.	4
Productive connections	-

Housing

Material	PPE
Mounting	Rail System 300

Mechanical data

Dimensions (WxHxD)	40 mm x 125 mm x 120 mm
Weight	290 g

Environmental conditions

Operating temperature	0 °C to 60 °C
Storage temperature	-25 °C to 70 °C

Certifications

--	--

